

6

5

4

3

2

1

**MATERIAL AND FINISH:**

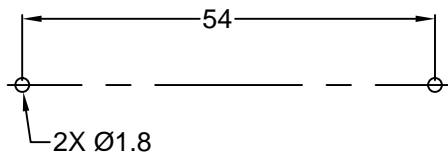
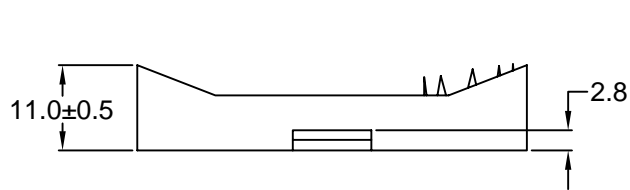
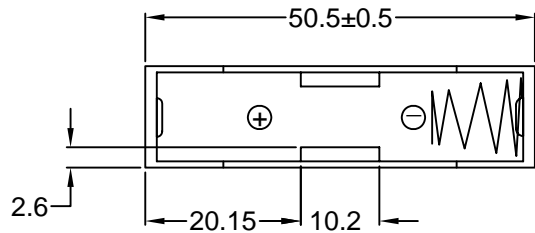
Insulator: ABS, black, UL 94-HB rated  
PDSN-41-1A (wire leads): PVC, 26 AWG  
Contact & terminals:  
PDSN-41-1C: Brass, Nickel plated  
PDSN-41-1D: Steel, Nickel plated

Spring: Spring Steel, Nickel plated imbedded in Polypropylene

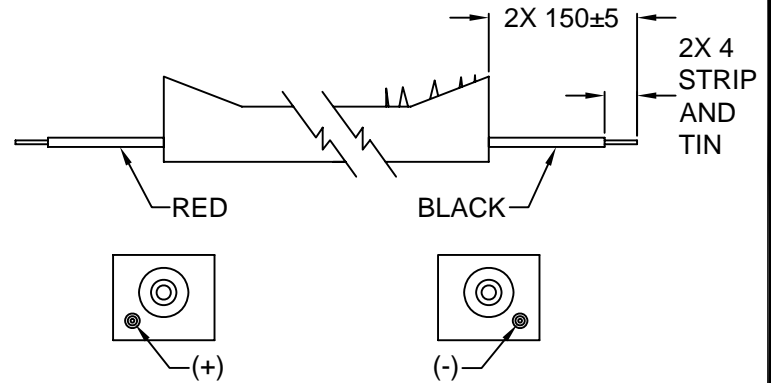
**ENVIRONMENTAL:**

Operating temperature: -5°C to +83°C

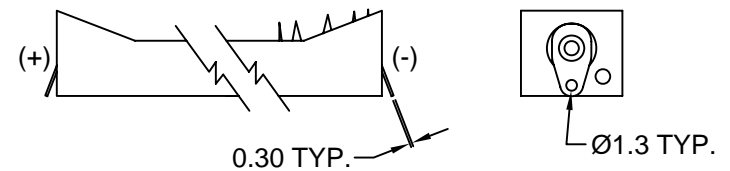
**RoHS  
COMPLIANT**



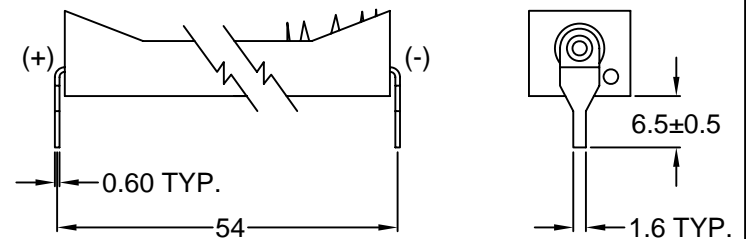
RECOMMENDED  
PCB LAYOUT FOR  
PDSN-41-1D



PDSN-41-1A WIRE LEADS



PDSN-41-1C SOLDER LUGS



PDSN-41-1D PCB PINS

|           |          |                   |      |
|-----------|----------|-------------------|------|
| REVISIONS | CHNG     | CHK               | APPR |
|           | DATE     | REVISED / UPDATED | GO   |
|           | 04/23/02 |                   |      |
|           | A        |                   |      |

|   |        |
|---|--------|
| TOLERANCE<br>UNLESS OTHERWISE SPECIFIED |        |
| X                                       | ± 1    |
| X.X                                     | ± 0.4  |
| X.XX                                    | ± 0.20 |

|          |    |       |         |
|----------|----|-------|---------|
| DRAWN BY | DT | DATE: | 6/21/00 |
| CHECK BY | SS | DATE: | 6/21/00 |
| APPR BY  | PB | DATE: | 6/22/00 |

**Power Dynamics, Inc.**  
 Phone: 973 560-0019 Whippany, New Jersey Fax: 973 560-0076  
 PART: 1 CELL TYPE "AAA" BATTERY HOLDER

|                   |  |                 |
|-------------------|--|-----------------|
| <b>PDSN-41-1X</b> |  | SHEET<br>1 of 1 |
| SIZE: A           | ALL DIMENSIONS FOR REFERENCE ONLY<br>DIMENSIONS ARE IN MILLIMETERS | REV: A          |
| SCALE: NTS        |  |                 |